

SEALNOX CP Mechanically Sealed Chemical Process Pump

Replaceable thanks to ISO 2858 dimensions

43 Hydraulics for optimal choice of pump performing at lowest costs of ownership

Wide selection of MOC's for varying operating conditions

Special designs for increased wear resistance

Precision casted metallurgies for casing and impeller

Option: Solid handling capability up to 50%

Temperature range from -50C to 350C

Optional: Renewable casing and impeller wear rings

Optional centreline mounted casing in acc to API 610


Casing pressure 16, 25, 40 and 60 bar

Option: Inducer for up to 50% improved NPSHr

MOC's: 316SS, Duplex & Super Duplex, Hastelloy B & C, Alloy 20, Titanium, Ceramic Lined and Ceramic Molded


Process Applications

The **SEALNOX** pump family comprises of a complete range of single stage centrifugal pumps MADE IN GERMANY sealed by various types of shaft seals. The pressure range starts at 16 bar over to 25 bar, 40 bar and 60 bar. Dimensions are either in acc.to ISO 5199 or API 610. The casing support can be either foot or centreline mounted, temperature ranges from -50 C to 350 C. Due to various designs the pump is suitable to handle fluids with a solid contents of up to 50%.



Inducer

With our pioneering inducer design we are able to reduce the NPSHr by up to 50% leading to smaller pump sizes at higher cost efficiency. The inducer also allows for increased gas handling capability.



Industrial Applications

The **SEALNOX** pumps are made for demanding process applications in various industries such as chemical and fine - chemical, pharmaceutical, petrochemical and refinery, pulp& paper, food technology, fragrance & flavour, metal and mining processing, power plants, general industry, water and wastewater, waste disposal and recycling industry and many others.

Materials of construction

The **SEALNOX** casting features precision cast technology with a versatile selection of materials for the wide range applications it is made for. Starting from Stainless Steel, over Duplex to Super Duplex to Alloy 20, Hastelloy B and C and Titanium. Ceramic plated or Ceramic molded materials are also available.

Technical data:

Performance:	Up to 2,000 m3/h Up to 225 m
Temperature:	-50 °C up to +350 °C
Design pressure:	16/ 25/ 40/ 60 bar
Hydraulics:	43
Dimensions:	ISO 2258/ EN 22858
Design:	ISO 5199, optional API 610
Flanges:	Drilled to DIN, BS, ANSI, JIS
Casing:	Foot mounted type CP, Centreline mounted type PP

Impeller


- Axial thrust recution by balancing hole or back vanes
- Enclosed impeller for high efficiencies
- Statically and dynamically balanced
- Impeller nut positively secure by helicoil insert
- Optional inducer:
 - Reduces NSPHr by up to 50%
 - Allows smaller pumps for higher speed with lower costs
 - Improves gas handling capability

Robust frame

- Standard greased for life bearings with 25.000 hours of operation
- Flooded oil lubrication with oil sump cooling and large oil volume, labyrinth oil seals or greased for life bearings as option
- Bearing monitoring (optional)

Casing

- Minimum corrosion allowance: 3mm
- Casing foot supported, optional centreline supported
- Replaceable impeller and casing wear rings
- Jacketed housing for cooling or heating (optional)



Shaft Seal

- Various types of single and double mechanical seal as well as gland packing can be fitted
- Tapered bore construction optional
- All API flushing plans can be fitted

Wear Rings

- Replaceable wearings are fitted to impeller and casing

Simplified pump assembly and disassembly

- Reduced number of components thanks to modular design
- Components interchangeability
- Back pull-out design with split lantern and bearing bracket design allows for maintenance of drive end while keeping liquid end assembled
- Closed coupled or spacer type coupling available